

87131-6 ✓ ACTIVE

AMPMODU | AMPMODU LOCKING CLIP

TE Internal #: 87131-6

Housing, Receptacle, Wire-to-Board, 20 Position, 2.54 mm [.1 in]

Centerline, Crimp, 2 Row, Black, Wire & Cable, Power & Signal,

AMPMODU LOCKING CLIP

[View on TE.com >](#)



Connectors > PCB Connectors > Wire-to-Board Connectors > Wire-to-Board Connector Assemblies & Housings



Connector Product Type: **Housing**

Connector & Housing Type: **Receptacle**

Connector System: **Wire-to-Board**

Number of Positions: **20**

Centerline (Pitch): **2.54 mm [.1 in]**

Features

Product Type Features

Connector Product Type	Housing
Connector & Housing Type	Receptacle
Connector System	Wire-to-Board
Connector & Contact Terminates To	Wire & Cable

Configuration Features

Number of Positions	20
Number of Rows	2

Electrical Characteristics

Termination Resistance	12 mΩ
Insulation Resistance	5000 MΩ
Dielectric Withstanding Voltage (Max)	750 V
Operating Voltage	250 VAC

Contact Features

Contact Type	Socket
Contact Current Rating (Max)	3 A

Termination Features

Termination Method to Wire & Cable	Crimp
------------------------------------	-------

Mechanical Attachment



Mating Retention Type	Lock
Mating Retention	Without

Housing Features

Housing Entry Configuration	Left End Open
Housing Material	Polyester GF
Centerline (Pitch)	2.54 mm [.1 in]
Housing Color	Black

Dimensions

Connector Length	25.81 mm [1.016 in]
Connector Height	7.62 mm [.3 in]
Row-to-Row Spacing	2.54 mm [.1 in]

Usage Conditions

Operating Temperature Range	-65 – 105 °C [-85 – 221 °F]
-----------------------------	-----------------------------

Operation/Application

Circuit Application	Power & Signal
---------------------	----------------

Industry Standards

Glow Wire Rating	Standard Part - Not Glow Wire
Approved Standards	CSA LR7189, UL E28476
UL Flammability Rating	UL 94V-0

Packaging Features

Packaging Quantity	200
Packaging Method	Bag

Product Compliance

[For compliance documentation, visit the product page on TE.com>](#)

EU RoHS Directive 2011/65/EU	Compliant
EU ELV Directive 2000/53/EC	Compliant
China RoHS 2 Directive MIIT Order No 32, 2016	No Restricted Materials Above Threshold
EU REACH Regulation (EC) No. 1907/2006	Current ECHA Candidate List: JUNE 2022 (224) Candidate List Declared Against: JUN 2020 (209) Does not contain REACH SVHC



Halogen Content

Not Yet Reviewed for halogen content

Solder Process Capability

Not applicable for solder process capability

Product Compliance Disclaimer

This information is provided based on reasonable inquiry of our suppliers and represents our current actual knowledge based on the information they provided. This information is subject to change. The part numbers that TE has identified as EU RoHS compliant have a maximum concentration of 0.1% by weight in homogenous materials for lead, hexavalent chromium, mercury, PBB, PBDE, DBP, BBP, DEHP, DIBP, and 0.01% for cadmium, or qualify for an exemption to these limits as defined in the Annexes of Directive 2011/65/EU (RoHS2). Finished electrical and electronic equipment products will be CE marked as required by Directive 2011/65/EU. Components may not be CE marked. Additionally, the part numbers that TE has identified as EU ELV compliant have a maximum concentration of 0.1% by weight in homogenous materials for lead, hexavalent chromium, and mercury, and 0.01% for cadmium, or qualify for an exemption to these limits as defined in the Annexes of Directive 2000/53/EC (ELV). Regarding the REACH Regulation, the information TE provides on SVHC in articles for this part number is based on the latest European Chemicals Agency (ECHA) 'Guidance on requirements for substances in articles' posted at this URL: <https://echa.europa.eu/guidance-documents/guidance-on-reach>

Compatible Parts



TE Part # 5-87165-2
LOCKING CLIP ASSY .025 SQ LP



TE Part # 87179-1
LOCKING CLIP KEYING PLUG



TE Part # 87190-1
LOCKING CLIP CONT ASSY .025 SQ



TE Part # 867052-2
LOCKING CLIP CONT ASSY .025 SQ



TE Part # 5-87124-2
LOCKING CLIP CONT ASY .025 SQ



TE Part # 87124-1
LOCKING CLIP CONT ASSY .025 SQ



TE Part # 5-867052-1
LOCKING CLIP CONT ASSY .025 SQ



TE Part # 5-87191-2
LOCKING CLIP ASSY .025 SQ LP



TE Part # 867052-1
LOCKING CLIP CONT ASSY .025 SQ



TE Part # 87165-2
LOCKING CLIP ASSY .025 SQ LP



TE Part # 1-104351-0
20 MODII HDR DRST B/A W/HD



TE Part # 1-104350-0
20 MODII HDR DRST B/A W/HD



TE Part # 91084-1
EXTRACTION TOOL



TE Part # 1-103783-0
20 MODII HDR DRST B/A .100CL



TE Part # 87165-1
LOCKING CLIP ASSY .025 SQ LP



TE Part # 87191-1
LOCKING CLIP ASSY .025 SQ LP



TE Part # 1-103777-0
20 MODII HDR DRST B/A .100CL



TE Part # 1-104433-0
20 MODII HDR DRST B/A W/HD

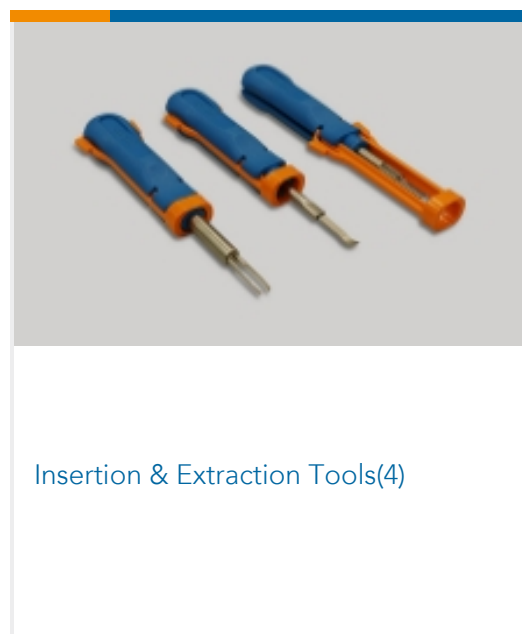


TE Part # 5-147279-5
20 MODII HDR DR SFMT B/A T&R LF



TE Part # 5-1571911-1
19/20 MODII HDR DRST B/A W/HDN

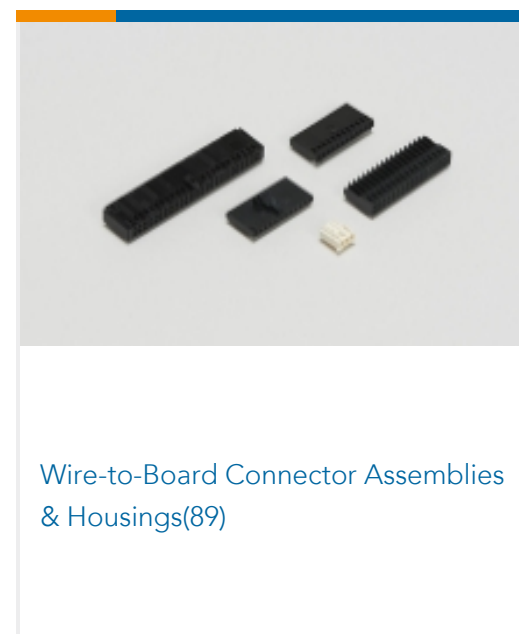
Also in the Series | AMPMODU LOCKING CLIP



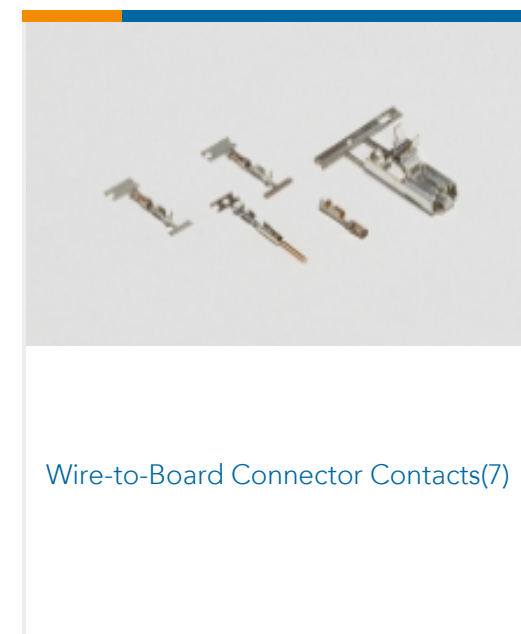
Insertion & Extraction Tools(4)



PCB Connector Keying(1)



Wire-to-Board Connector Assemblies
& Housings(89)



Wire-to-Board Connector Contacts(7)

Documents

Product Drawings

20 LOCKING CLIP HSG DR MRKD

English

CAD Files

3D PDF

English

Customer View Model

ENG_CVM_87131-6_K.3d_igs.zip

English

Customer View Model

ENG_CVM_87131-6_K.3d_stp.zip

English

Customer View Model

ENG_CVM_87131-6_K.2d_dxf.zip

English



3D PDF

3D

Customer View Model

[ENG_CVM_CVM_87131-6_AA.2d_dxf.zip](#)

English

Customer View Model

[ENG_CVM_CVM_87131-6_AA.3d_igs.zip](#)

English

Customer View Model

[ENG_CVM_CVM_87131-6_AA.3d_stp.zip](#)

English

By downloading the CAD file I accept and agree to the [Terms and Conditions](#) of use.

Datasheets & Catalog Pages

[AMPMODU_INTERCONNECTION_SYSTEM_SECTION5_CONT](#)

English

Instruction Sheets

[Instruction Sheet \(U.S.\)](#)

English

[AMPMODU Locking Clip Contacts and Housings for 0.64mm Square Posts](#)

English